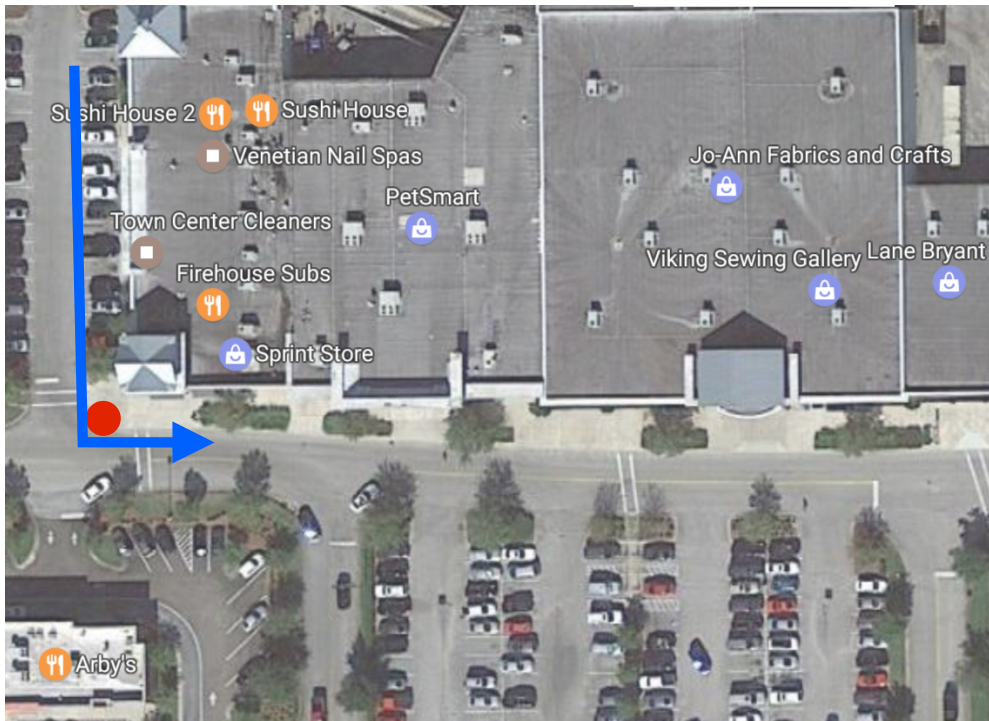


Thin Mint

Route 1 direct 5k runners LEFT on the second pass



Run Course Volunteers


Arrive by 7:15 a.m., direct **runners left on the 2nd pass**

Alert the runners to slow down and signal the upcoming turn or caution directions

Emergency Response

- In case of a cardiac incident, collapse, or other emergency, FIRST call 911, then alert the nearest ham radio operator, medical person, and Command Center. Know your location so you can provide it when asked
- Medical volunteers (EMT, first aid, CPR) are at some stations to monitor runners. You don't need medical training to spot an athlete in trouble. Weaving and staggering are signs of trouble, although athletes usually insist they are fine when you ask. Please note bib number of any athlete who appear to be in rough shape, alert nearest medical person, ham radio operator, and call Command Center. When in doubt, call 911 first. EMS units are on call to respond to emergencies

Route 2 direct 5k runners right on the second pass



Run Course Volunteers

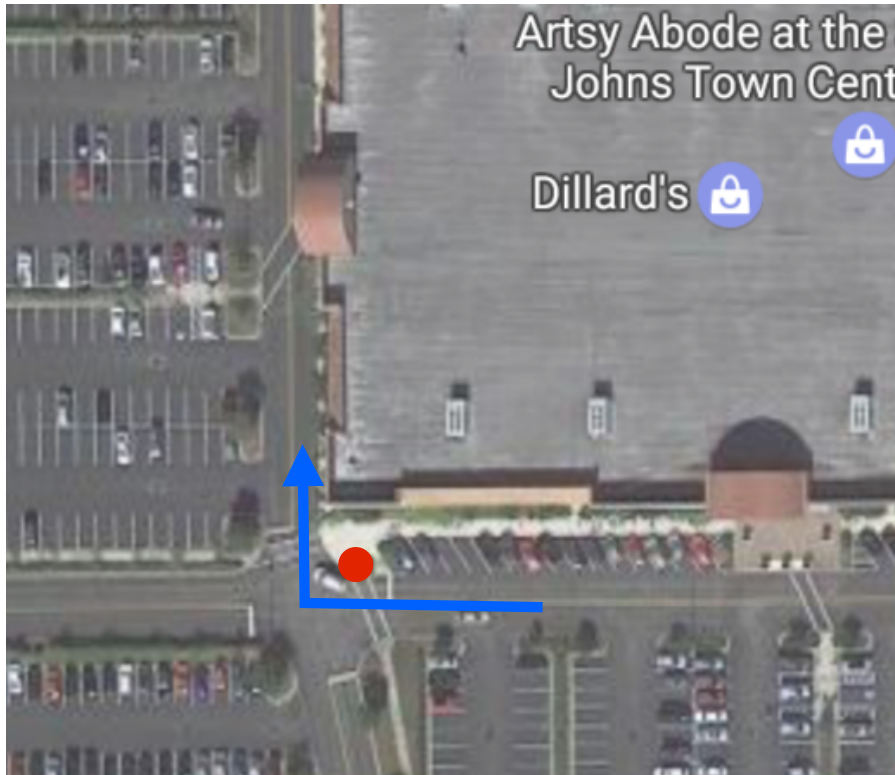
Arrive by 7:15 a.m., direct **runners right on the 2nd pass**

Alert the runners to slow down and signal the upcoming turn or caution directions

Emergency Response

- In case of a cardiac incident, collapse, or other emergency, FIRST call 911, then alert the nearest ham radio operator, medical person, and Command Center. Know your location so you can provide it when asked
- Medical volunteers (EMT, first aid, CPR) are at some stations to monitor runners. You don't need medical training to spot an athlete in trouble. Weaving and staggering are signs of trouble, although athletes usually insist they are fine when you ask. Please note bib number of any athlete who appear to be in rough shape, alert nearest medical person, ham radio operator, and call Command Center. When in doubt, call 911 first. EMS units are on call to respond to emergencies

Route 3 direct 5k runners right



Run Course Volunteers

Arrive by 7:15 a.m., direct **runners right**

Alert the runners to slow down and signal the upcoming turn or caution directions

Emergency Response

- In case of a cardiac incident, collapse, or other emergency, FIRST call 911, then alert the nearest ham radio operator, medical person, and Command Center. Know your location so you can provide it when asked
- Medical volunteers (EMT, first aid, CPR) are at some stations to monitor runners. You don't need medical training to spot an athlete in trouble. Weaving and staggering are signs of trouble, although athletes usually insist they are fine when you ask. Please note bib number of any athlete who appear to be in rough shape, alert nearest medical person, ham radio operator, and call Command Center. When in doubt, call 911 first. EMS units are on call to respond to emergencies

Route 4 keep runners on course



Run Course Volunteers

Arrive by 7:15 a.m., direct **runners to say on course**

Alert the runners to slow down and signal the upcoming turn or caution directions

Emergency Response

- In case of a cardiac incident, collapse, or other emergency, FIRST call 911, then alert the nearest ham radio operator, medical person, and Command Center. Know your location so you can provide it when asked
- Medical volunteers (EMT, first aid, CPR) are at some stations to monitor runners. You don't need medical training to spot an athlete in trouble. Weaving and staggering are signs of trouble, although athletes usually insist they are fine when you ask. Please note bib number of any athlete who appear to be in rough shape, alert nearest medical person, ham radio operator, and call Command Center. When in doubt, call 911 first. EMS units are on call to respond to emergencies

Route 5 direct 5k runners right



Run Course Volunteers

Arrive by 7:15 a.m., direct **runners right**

Alert the runners to slow down and signal the upcoming turn or caution directions

Emergency Response

- In case of a cardiac incident, collapse, or other emergency, FIRST call 911, then alert the nearest ham radio operator, medical person, and Command Center. Know your location so you can provide it when asked
- Medical volunteers (EMT, first aid, CPR) are at some stations to monitor runners. You don't need medical training to spot an athlete in trouble. Weaving and staggering are signs of trouble, although athletes usually insist they are fine when you ask. Please note bib number of any athlete who appear to be in rough shape, alert nearest medical person, ham radio operator, and call Command Center. When in doubt, call 911 first. EMS units are on call to respond to emergencies

Route 6 direct 5k runners right



Run Course Volunteers

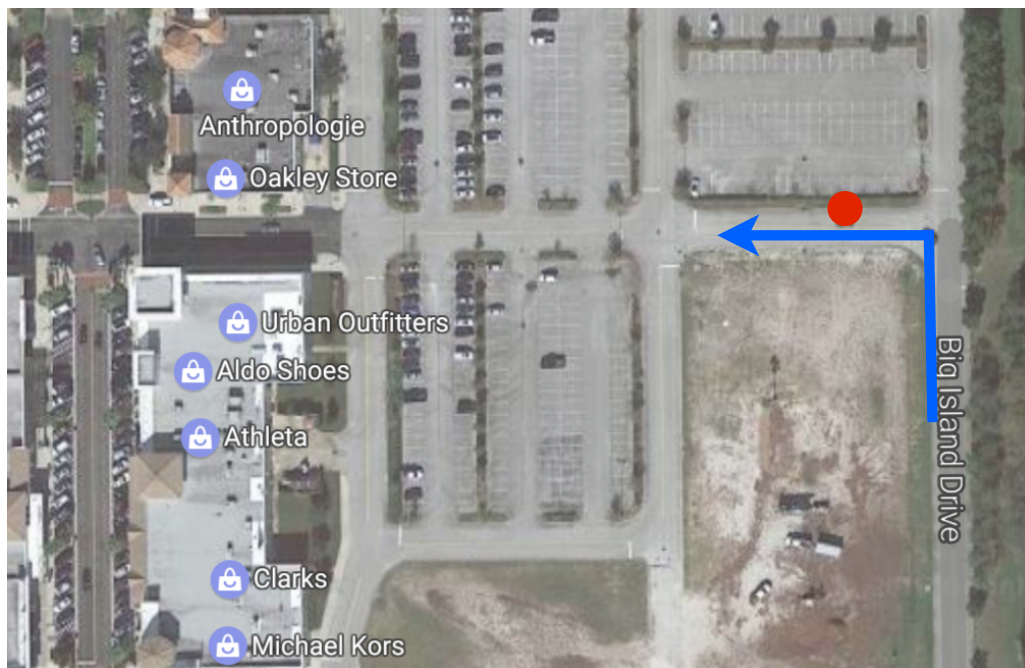
Arrive by 7:15 a.m., direct runners right

Alert the runners to slow down and signal the upcoming turn or caution directions

Emergency Response

- In case of a cardiac incident, collapse, or other emergency, FIRST call 911, then alert the nearest ham radio operator, medical person, and Command Center. Know your location so you can provide it when asked
- Medical volunteers (EMT, first aid, CPR) are at some stations to monitor runners. You don't need medical training to spot an athlete in trouble. Weaving and staggering are signs of trouble, although athletes usually insist they are fine when you ask. Please note bib number of any athlete who appear to be in rough shape, alert nearest medical person, ham radio operator, and call Command Center. When in doubt, call 911 first. EMS units are on call to respond to emergencies

Aid Station #1



Water Station – Checklist

- Get adequate rest the night prior
- Wear protective gloves and use cups only once
- Fill cups halfway
- Keep runners away from table
- Do not step out into the runners to distribute water
- Hold the cups from the bottom when dispensing
- Visually inspect roadway for any debris or unsafe condition
- Watch for emergency situations and report – Call 911 for emergencies, call Command Center for all health issues
- Monitor traffic flow and encourage runners to keep moving!
- Use caution when extending cup out and reaching over runners
- Know the surrounding area and medical stations and emergency reporting
- Use caution when removing cups from ground. Have a person to direct runners around person sweeping.
- If near intersection, be alert to pedestrian traffic and cyclists
- Don't splash runners with water unless they ask for it

Clean Up

- After the last runner, start breakdown – disassemble tables, empty containers and prepare items for pick-up
- Clean up cups off roadway, walk 100 yards in both directions for cup clean up
- Keep bottled water intact – we use it later

Emergency Response

- In case of a cardiac incident, runner collapse, or other emergency, FIRST call 911, then alert the nearest ham radio operator, medical person, and Command Center. Know your location so you can provide it when asked
- Medical volunteers (EMT, first aid, CPR) are at some stations to monitor runners. You don't need medical training to spot a runner in trouble. Weaving and staggering are signs of trouble, although runners usually insist they are fine when you ask. Please note bib number of any runner who appear to be in rough shape, alert nearest medical person, ham radio operator, and call Command Center. When in doubt, call 911 first. EMS units are on call to respond to emergencies

Thin Mint Volunteer Assignments

Route 1

Name _____

Phone _____

Route 2

Name _____

Phone _____

Route 3

Name _____

Phone _____

Route 4 - 3 people

Name _____

Phone _____

Route 5

Name _____

Phone _____

Route 6

Name _____

Phone _____

Aid Station - 3 people

Name _____

Phone _____